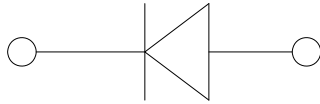



Surface Mount General Purpose Rectifier



Features

- Low profile package
- Ideal for automated placement
- Glass passivated chip junction
- High forward surge capability
- Meets MSL level 1, per J-STD-020, LF maximum peak of 260 °C

Typical Applications

For use in general purpose rectification of power supplies, inverters, converters, and freewheeling diodes for consumer, and telecommunication.

Mechanical Data

- **Package:** SMBF
Molding compound meets UL 94 V-0 flammability rating, RoHS-compliant, halogen-free
- **Terminals:** Tin plated leads, solderable per J-STD-002 and JESD22-B102
- **Polarity:** Cathode line denotes the cathode end

■ Maximum Ratings (T_a=25°C Unless otherwise specified)

PARAMETER	SYMBOL	UNIT	GS3ABF	GS3BBF	GS3DBF	GS3GBF	GS3JBF	GS3KBF	GS3MBF
Device marking code			GS3ABF	GS3BBF	GS3DBF	GS3GBF	GS3JBF	GS3KBF	GS3MBF
Maximum Repetitive peak reverse voltage	V _{RRM}	V	50	100	200	400	600	800	1000
Maximum RMS Voltage	V _{RMS}	V	35	70	140	280	420	560	700
Maximum DC Blocking Voltage	V _{DC}	V	50	100	200	400	600	800	1000
Average rectified output current @60Hz sine wave, resistance load, TL (Fig.1)	I _O	A	3.0						
Forward Surge Current (Non-repetitive) @60Hz Half-sine wave, 1 cycle, T _j =25°C	I _{FSM}	A	100						
Forward Surge Current (Non-repetitive) @1ms, square wave, 1 cycle, T _j =25°C			200						
Current squared time @1ms≤t≤8.3ms T _j =25°C, Rating of per diode	I ² t	A ² s	41.5						
Typical junction capacitance @Measured at 1MHz and Applied Reverse Voltage of 4.0 V.D.C	C _j	pF	25						
Storage temperature	T _{stg}	°C	-55 ~ +150						
Junction temperature	T _j	°C	-55 ~ +150						



GS3ABF THRU GS3MBF

■ Electrical Characteristics (T_a=25°C Unless otherwise specified)

PARAMETER	SYMBOL	UNIT	TEST CONDITIONS	GS3ABF	GS3BBF	GS3DBF	GS3GBF	GS3JBF	GS3KBF	GS3MBF
Maximum instantaneous forward voltage drop per diode	V _F	V	IFM=3.0A	1.1						
Maximum DC reverse current at rated DC blocking voltage per diode	I _R	μA	T _j =25°C	5						
			T _j =125°C	100						

■ Thermal Characteristics (T_a=25°C Unless otherwise specified)

PARAMETER	SYMBOL	UNIT	GS3ABF	GS3BBF	GS3DBF	GS3GBF	GS3JBF	GS3KBF	GS3MBF
Typical Thermal Resistance	R _{θJ-A} ⁽¹⁾	°C/W	60						
	R _{θJ-L} ⁽¹⁾		20						
	R _{θJ-C} ⁽¹⁾		15						

Note:
 (1) Thermal resistance from junction to ambient and from junction to lead mounted on P.C.B. with 0.3" x 0.3" (8.0 mm x 8.0 mm) copper pad areas

■ Characteristics (Typical)

FIG.1: I_o-T_L Curve

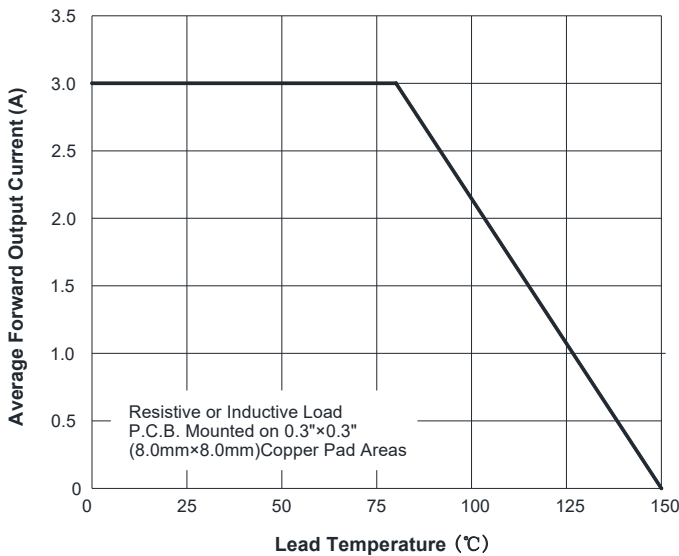
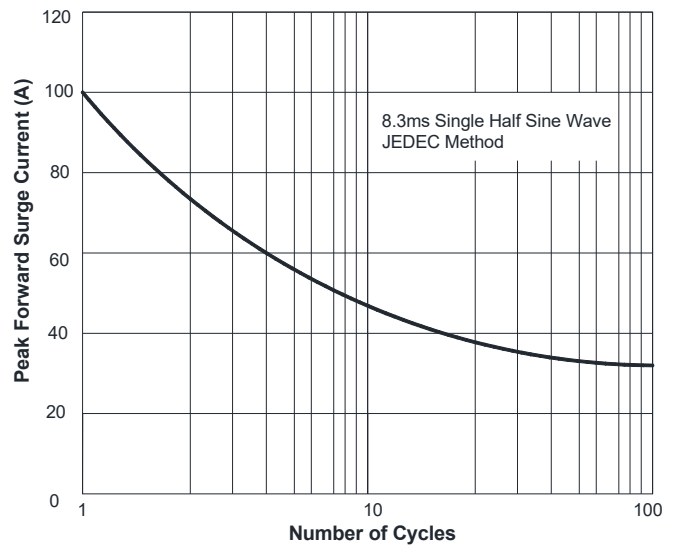


FIG.2: Forward Surge Current Capability





GS3ABF THRU GS3MBF

FIG.3: Typical Forward Voltage

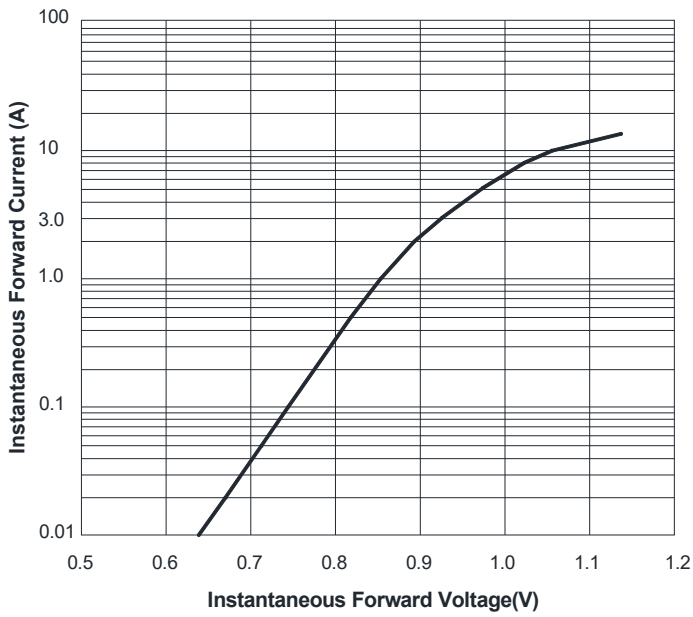
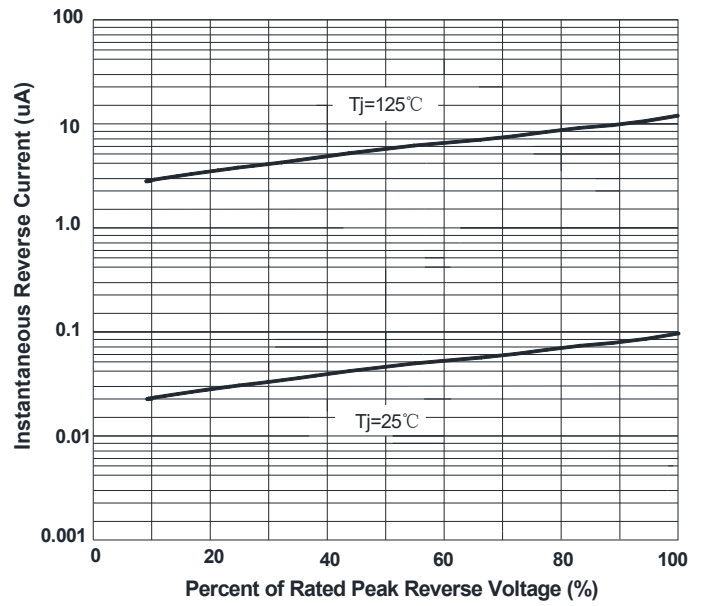


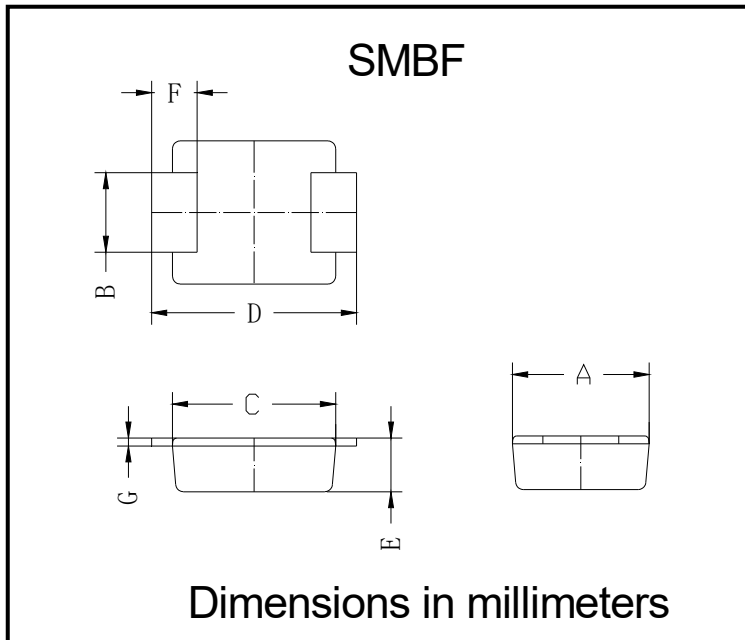
FIG.4: Typical Reverse Characteristics



Ordering Information (Example)

PREFERED P/N	PACKING CODE	UNIT WEIGHT(g)	MINIMUM PACKAGE(pcs)	INNER BOX QUANTITY(pcs)	OUTER CARTON QUANTITY(pcs)	DELIVERY MODE
GS3ABF - GS3MBF	F1	Approximate 0.065	5000	/	80000	13" reel

Outline Dimensions

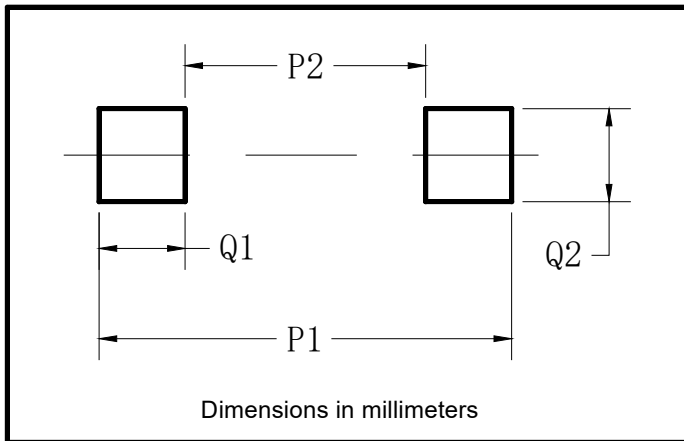


SMBF		
Dim	Min	Max
A	3.40	3.80
B	1.90	2.10
C	4.15	4.45
D	5.10	5.60
E	1.05	1.55
F	0.70	1.35
G	0.15	0.25



GS3ABF THRU GS3MBF

■ Suggested pad layout



Dim	Milimeters
P1	6.20
P2	2.40
Q1	1.90
Q2	2.20



Disclaimer

The information presented in this document is for reference only. Yangzhou Yangjie Electronic Technology Co., Ltd. reserves the right to make changes without notice for the specification of the products displayed herein to improve reliability, function or design or otherwise.

The product listed herein is designed to be used with ordinary electronic equipment or devices, and not designed to be used with equipment or devices which require high level of reliability and the malfunction of which would directly endanger human life (such as medical instruments, transportation equipment, aerospace machinery, nuclear-reactor controllers, fuel controllers and other safety devices), Yangjie or anyone on its behalf, assumes no responsibility or liability for any damages resulting from such improper use of sale.

This publication supersedes & replaces all information previously supplied. For additional information, please visit our website [http:// www.21yangjie.com](http://www.21yangjie.com) , or consult your nearest Yangjie's sales office for further assistance.